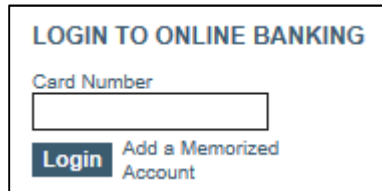


ADD A MEMORIZED ACCOUNT

For a faster and more convenient online banking login you can have our system memorize your login information.

1. Click **Add a Memorized Account**

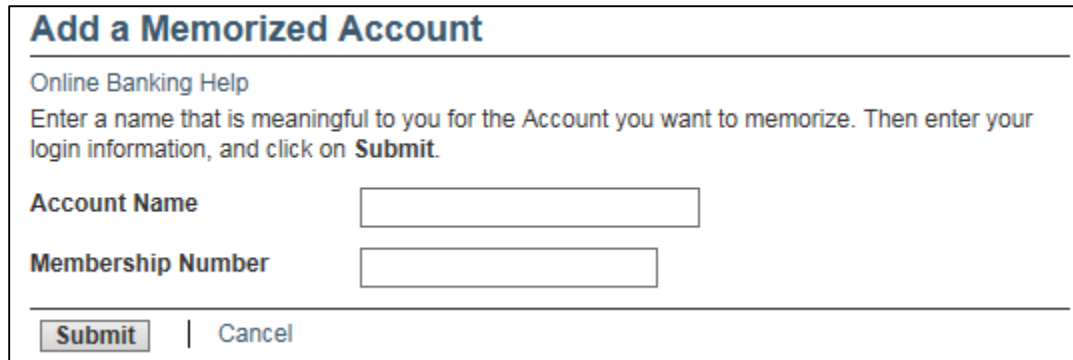


LOGIN TO ONLINE BANKING

Card Number

Login Add a Memorized Account

2. Enter a name that is meaningful to you in the **Account Name** field. Enter your card number in the **Membership Number** field then click **Submit**.



Add a Memorized Account

Online Banking Help

Enter a name that is meaningful to you for the Account you want to memorize. Then enter your login information, and click on **Submit**.

Account Name

Membership Number

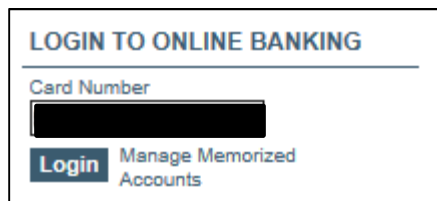
Submit | Cancel

The next time you visit the Innovation website to log into online banking, your Memorized Account will appear, by default, in the **Card Number** field.

MANAGE MEMORIZED ACCOUNTS

After you've added a Memorized Account, you may add another account or delete an existing account.

1. Click **Manage Memorized Accounts**

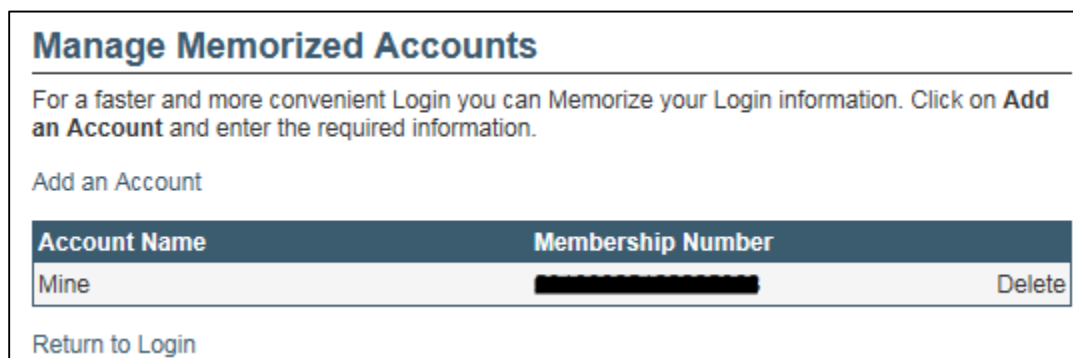


LOGIN TO ONLINE BANKING

Card Number

Login Manage Memorized Accounts

2. Click **Add an Account** to add additional Memorized Accounts
3. Click **Delete** to remove existing Memorized Accounts



Manage Memorized Accounts

For a faster and more convenient Login you can Memorize your Login information. Click on **Add an Account** and enter the required information.

Add an Account

Account Name	Membership Number	
Mine	[REDACTED]	Delete

Return to Login